




KRINNER
The Ground Screw

www.krinner.com



U SERIES

U SERIES

The KRINNER Ground Screw
for easy beam assembly





U SERIES

The KRINNER Ground Screw for easy beam assembly



The U Series of ground screws are specially designed for all common dimensions of wood beams. They are optimally suited to quick and easy fastening of lying beams or standing posts as well as for constructing carports and wooden decks.

RECOMMENDED DRIVERS:

For correct insertion of U Series ground screws, use the Ground Screw Driver **KR E 10** or **KR E 20**. These Ground Screws can also be driven into loose soil using screwing bar short or manual Ground Screw Drivers.

INSTRUCTIONS FOR INSTALLING U SERIES GROUND SCREWS:



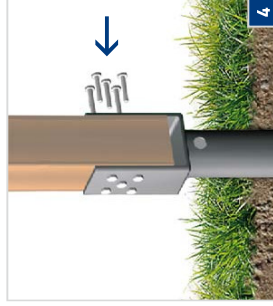
Place the wood post centered in the post shoe with about a 1 to 2 cm gap at the base.



Fasten the post to one of the U tabs with the first screw. Then align the post vertically and fasten with the second screw.



For optimum stabilization, we recommend fixing the center with a through-bolt. Drill the hole for this from both sides.



Now press the fastened post down vertically and screw it tight to the tab on the other side of the U.

Overview of U Series

	KSF U 66x865-111	KSF U 66x730-111	KSF U 66x865-91	KSF U 66x730-91	KSF U 66x730-71	KSF U 66x550-71
Length (mm)	730	730	865	730	730	550
Tube diameter (mm)	66	66	66	66	66	66
Weight (kg)	2.90	2.80	2.90	2.70	2.60	2.20
Item number	21066	21062	21065	21061	21063	21060



Technical Data Sheet U Series

Basic Info

KSF U 66x865-111	KSF U 66x730-111
Nominal length (mm)	
865	730
Tube diameter (mm)	
66	66
Weight (kg)	
2.90	2.80
Item number	
21066	21062

Construction

- Coating: Hot-dip galvanized according to DIN EN ISO 1461
- Continuous welded helix
- Patented conical body forged from a single piece of tubing

Applications



Accessories



Screwing Bar short

0.60 kg

Item No. 20070

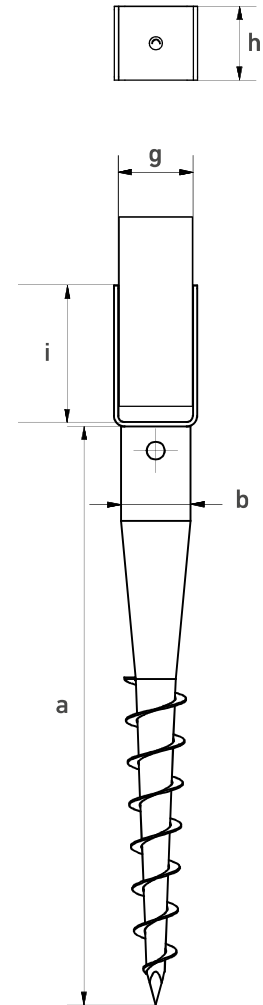


KSF U 66x
730-111

Technical Data

	KSF U 66x865-111	KSF U 66x730-111
a Length (mm)	865	730
b Shaft outer diameter (mm)	66	66
c Square hole spacing (mm)	42	42
d Middle square hole spacing (mm)	90	90
e Square hole spacing (mm)	50	50
f Square hole diameter* (mm)	11	11
g Gauge (mm)	111	111
h U profile width (mm)	70	70
i U profile depth (mm)	130	130

* To fit M10 carriage bolts



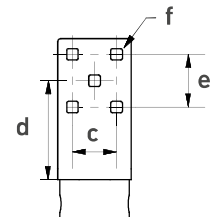
Online Service

KSF U 66x865-111	KSF U 66x730-111
------------------	------------------

Webkey

U2106611D

U2106211D



Subject to technical change!

Krinner Schraubfundamente GmbH | Passauer Straße 55 | D-94342 Straßkirchen
 Phone: +49 9424 9401-80 | E-Mail: service@krinner.com | www.krinner.com

Technical Data Sheet U Series

Basic Info

KSF U 66x865-91	KSF U 66x730-91
Nominal length (mm)	
865	730
Tube diameter (mm)	
66	66
Weight (kg)	
2.90	2.70
Item number	
21065	21061

Construction

- Coating: Hot-dip galvanized according to DIN EN ISO 1461
- Continuous welded helix
- Patented conical body forged from a single piece of tubing

Applications



Accessories



Screwing Bar short
0.60 kg
Item No. 20070

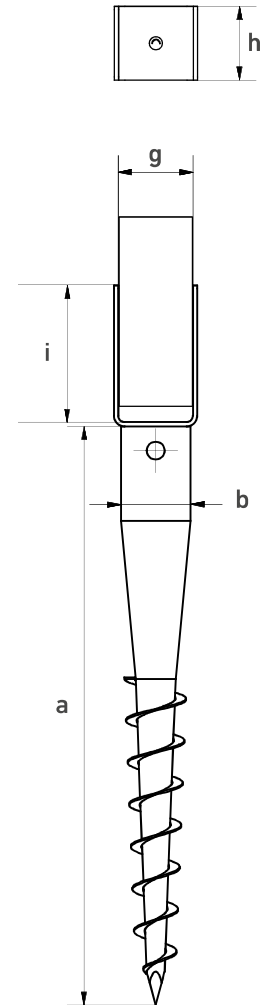


KSF U 66x
730-91

Technical Data

	KSF U 66x865-91	KSF U 66x730-91
a Length (mm)	865	730
b Shaft outer diameter (mm)	66	66
c Square hole spacing (mm)	42	42
d Middle square hole spacing (mm)	90	90
e Square hole spacing (mm)	50	50
f Square hole diameter* (mm)	11	11
g Gauge (mm)	91	91
h U profile width (mm)	70	70
i U profile depth (mm)	130	130

* To fit M10 carriage bolts



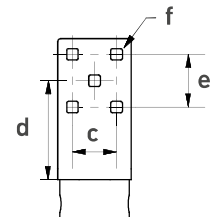
Online Service

KSF U 66x865-91	KSF U 66x730-91
-----------------	-----------------

Webkey

U2106511D

U2106111D



Subject to technical change!

Krinner Schraubfundamente GmbH | Passauer Straße 55 | D-94342 Straßkirchen
 Phone: +49 9424 9401-80 | E-Mail: service@krinner.com | www.krinner.com

Technical Data Sheet U Series

Basic Info

KSF U 66x730-71	KSF U 66x550-71
Nominal length (mm)	
730	550
Tube diameter (mm)	
66	66
Weight (kg)	
2.60	2.20
Item number	
21063	21060

Construction

- Coating: Hot-dip galvanized according to DIN EN ISO 1461
- Continuous welded helix
- Patented conical body forged from a single piece of tubing

Applications



Accessories



Screwing Bar short
0.60 kg
Item No. 20070

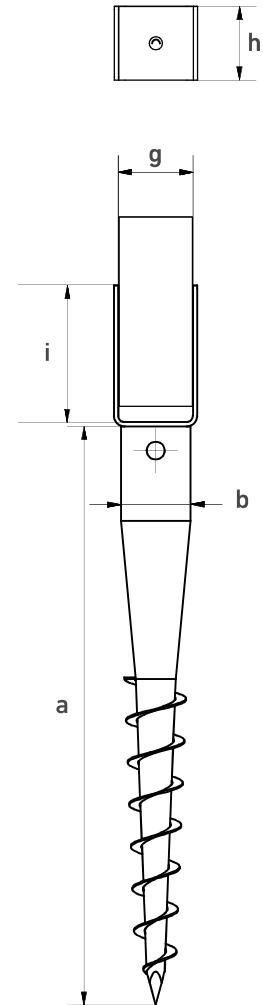


KSF U 66x
730-71

Technical Data

	KSF U 66x730-71	KSF U 66x550-71
a	Length (mm)	
	730	550
b	Shaft outer diameter (mm)	
	66	66
c	Square hole spacing (mm)	
	42	42
d	Middle square hole spacing (mm)	
	90	90
e	Square hole spacing (mm)	
	50	50
f	Square hole diameter* (mm)	
	11	11
g	Gauge (mm)	
	71	71
h	U profile width (mm)	
	70	70
i	U profile depth (mm)	
	130	130

* To fit M10 carriage bolts



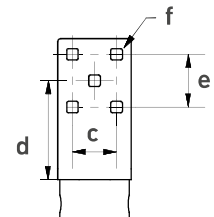
Online Service

KSF U 66x730-71	KSF U 66x550-71
-----------------	-----------------

Webkey

U2106311D

U2106011D



Subject to technical change!

Krinner Schraubfundamente GmbH | Passauer Straße 55 | D-94342 Straßkirchen
 Phone: +49 9424 9401-80 | E-Mail: service@krinner.com | www.krinner.com